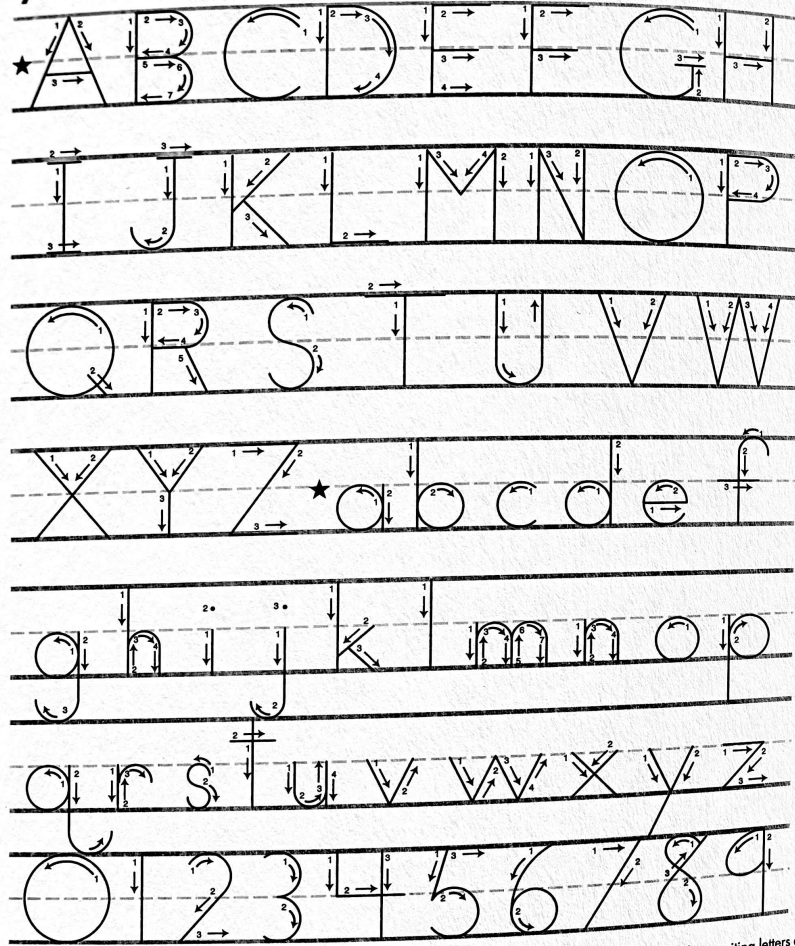


My name is _____



Directions for Front Cover: Each picture on the cover is also found inside the book. Child may locate the identical pictures, perhaps when the book is completed.

Directions for Chart Above: As a guide in writing letters and numbers, the small numbers show which lines to make first, while the arrows show the direction to go.

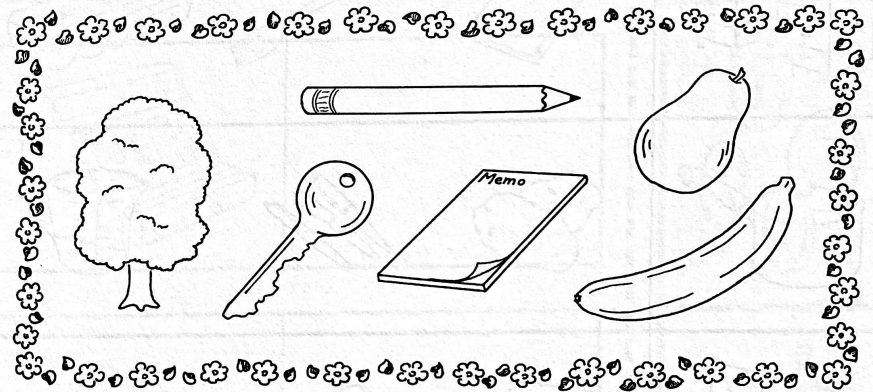
Copyright 1992
Rod and Staff Publishers, Inc.
 Crockett, Kentucky 41413
 Telephone (606) 522-4348

Printed in USA
 ISBN 978-07399-0019-2
 Catalog no. 10016

Finding the Answers

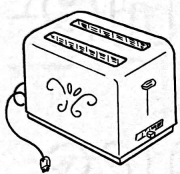



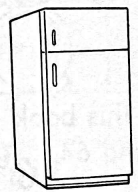





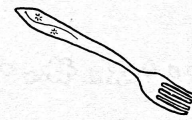





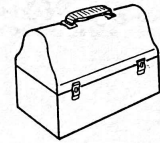


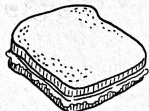


Instructions for using this book are on pages 63 and 64.



Parent should read the following directions to child.
 Find the pear. Draw a circle around it.
 Find the tree. Put an X on it.
 Find the pencil. Color it yellow.

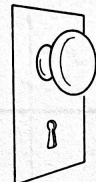



What would you find inside?




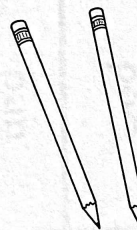
Child should circle the picture in each row that would most likely be found in the container at the left.

Answers are: (toaster) bread, (refrigerator) milk, (desk) paper, (pan) potatoes, (lunch box) sandwich.

Find and paste what goes in.

Child should cut on the heavy lines at the right. The cutout blocks should be matched and pasted in the correct spaces. Answers are: (key hole) key, (sharpener) pencils, (cash register) money, (vase) flowers.

Find and paste the same words.

Hear	
the	
word	
of	
God	
and	
do	
it.	

When we read, we look at the words. The blocks above and the edge blocks on page 5 could be colored identically before cutting the edge blocks. The cutout blocks should be pasted in the correct spaces above. Child may memorize the verse (Luke 8:21).



Find and circle the same letters.

w	view	awe
t	the	fit
m	numb	plum
s	sock	ask
p	cap	bump
u	duck	use
k	kite	make
e	Kelton	ease

Letters are the small parts of words. Some letters look alike, and some are different. Child should look at the first letter in each row. Then he should circle each identical letter in the words beside it.


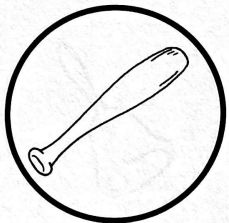

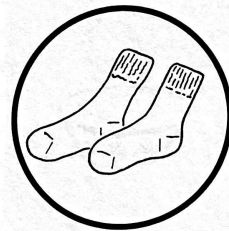




word	do
of	the
Hear	it.
and	God

We hear words that rhyme.




We hear many different sounds when we talk. Sometimes words end with the same sounds. We say these words rhyme, like **cat**, **pat**, **sat**, and **rat**. The cutout pictures from page 19 that rhyme with **cat** should be pasted on the **mat** (hat, bat). The ones that rhyme with **fox** should be pasted in the **box** (socks, blocks). One picture will not be pasted here. Can child say words that rhyme with **key**? (bee, he, knee, me, see, tree, tea, and so forth.) Give extra practice if rhyming words are new or difficult for child. Say a word (such as **sing**), and help child think of words that rhyme with it.

Find the pictures that rhyme.



A line should be drawn from each animal on the left to the object on the right that rhymes. The correct lines could also be traced with crayons, using a different color for each line. Answers are: bear—chair, goat—coat, dog—log, mouse—house, kitten—mitten. Can child think of other words that rhyme with these animals?

We hear and follow directions.
Find the parts.




After the edge pictures from page 23 are cut, read the following directions.


- Find a part of the telephone. Place it to the right of the telephone. (dial)
- Find a part of the desk. Place it above the desk. (drawer)
- Find a part of the house. Place it below the house. (window)
- Find a part of the bicycle. Place it to the left of the bicycle. (handle bars)
- What is part of a bird? Place it between the birds. (wing)

After child has correctly placed all the pictures, he may paste them. Does he understand and follow the directions readily? Is he pasting neatly?


Draw the missing parts.



Child should draw the missing part or parts to complete each picture. The missing parts are: blade on scissors, leg on chair, hands on clock, eye and tail on rabbit, wheel on tricycle, side of pencil, hole in birdhouse, rope on swing, and bill on duck.



Find the telephone numbers that are the same.



292-1150	
----------	--

522-3262	
----------	--

361-8351	
----------	--

861-6361	
----------	--



532-6589	
----------	--

292-5566	
----------	--

624-8847	
----------	--

The cutout blocks from page 37 should be matched and pasted beside the telephone numbers that are the same. (One cutout block will not be used.) Can child read the numbers in sequence without hesitation?

My name is





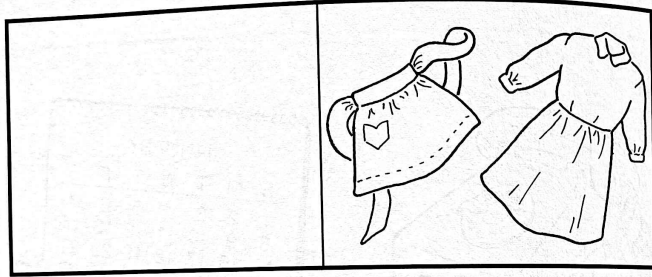
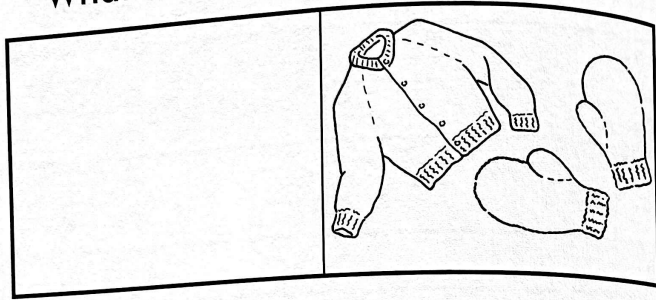
My telephone number is

My birthday is

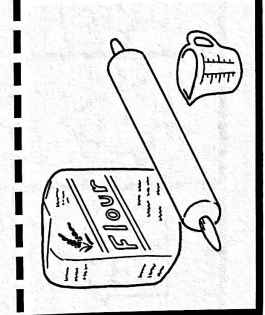
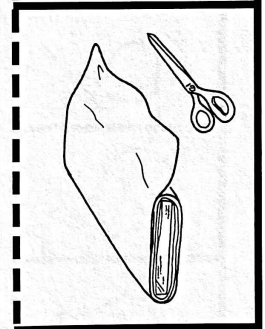
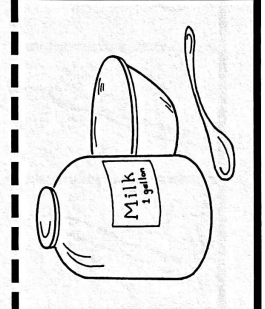

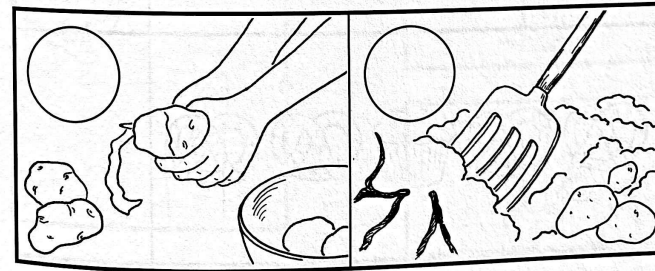
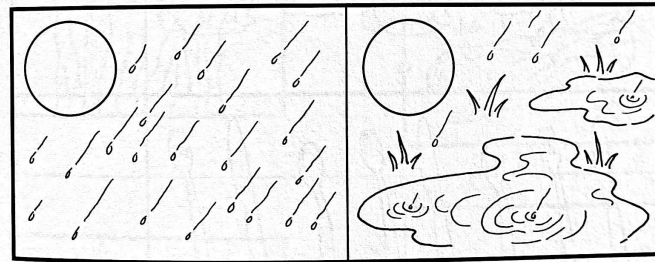


Parent may write child's name, telephone number, and birthday on other paper for child to copy. (See chart inside front cover for proper formation of letters.) For more practice, child may use other lined paper until he can write these facts correctly by memory. Is he sitting with good posture? Is he forming each letter correctly? Is he starting and stopping according to the gray lines each time?

	522-3262	532-6589
	646-3674	624-8847
	361-8351	861-6361
292-5566		292-1150

What is needed first?





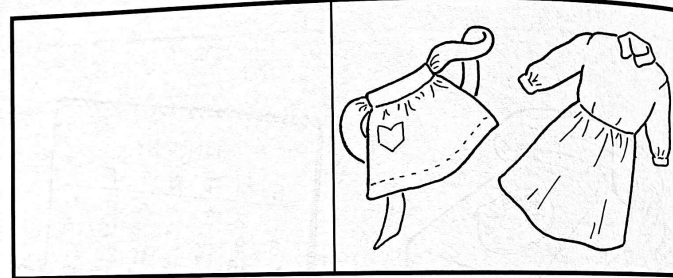
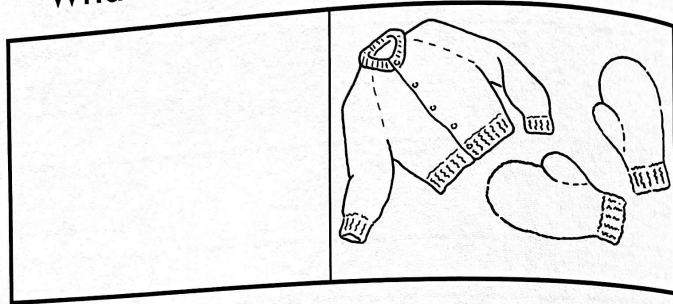
What happened first?



The cutout pictures from page 39 should be matched and pasted to show what is used to make the things above. Answers are: yarn (for the sweater and mittens), fabric (for the dress and apron), flour (for the pie and cookies), milk (for the butter and ice cream). Can child think of other things used in making these things, such as patterns for the dress and apron, other ingredients for the pie and cookies, and so forth?


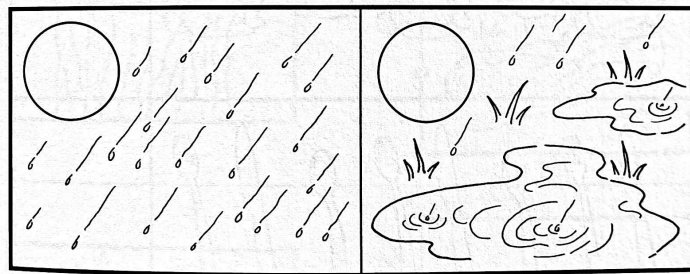


In each row, child should write 1 in the small circle to show what happened first and 2 in the circle to show what happened next. Can he tell the stories? The order of pictures should be: a tadpole grows into a frog; fire in the fireplace makes smoke come out the chimney; rain falling makes puddles; potatoes grow and are dug from the ground before they are peeled.

What is needed first?

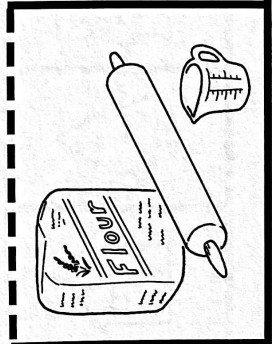
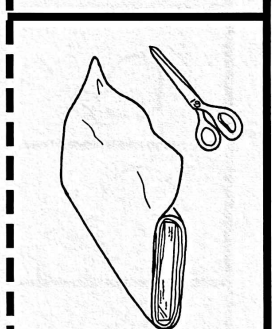




The cutout pictures from page 39 should be matched and pasted to show what is used to make the things above. Answers are: yarn (for the sweater and mittens), fabric (for the dress and apron), flour (for the pie and cookies), milk (for the butter and ice cream). Can child think of other things used in making these things, such as patterns for the dress and apron, other ingredients for the pie and cookies, and so forth?


What happened first?



In each row, child should write 1 in the small circle to show what happened first and 2 in the circle to show what happened next. Can he tell the stories? The order of pictures should be: a tadpole grows into a frog; fire in the fireplace makes smoke come out the chimney; rain falling makes puddles; potatoes grow and are dug from the ground before they are peeled.





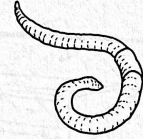





Where do they live?



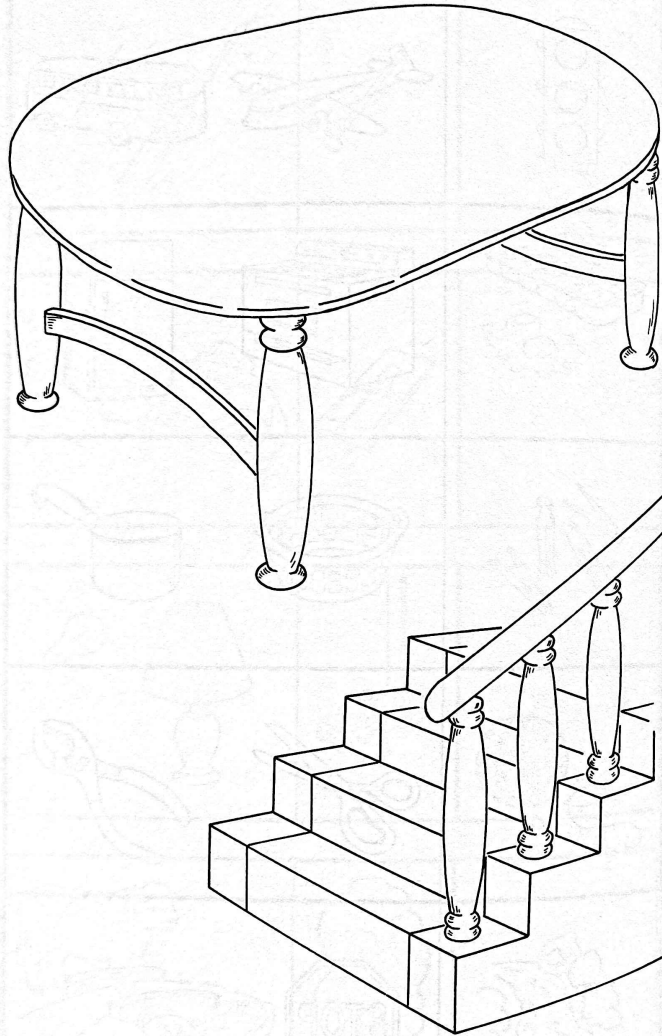
Child should match and paste each cutout circle from page 49 to the space beside its home in the woods. Have child name the creatures and their homes. Answers are: (nest) Baltimore oriole, (cave) bear, (hole in tree) squirrel, (lodge) beaver, (hole on ground) rabbit. Can child think of other homes for creatures God has made? We are thankful for God's wonderful creation and for His care.

How do they move?



Can child tell you what these creatures are and how they move? He should draw lines from left to right, matching the creatures that move in a similar way. Answers are: rabbit—kangaroo (hop), fish—dolphin (swim), bee—hummingbird (fly), dog—fox (run), snake—worm (crawl). Can child name other creatures and tell how they move?


Where do the food and toys belong?




Child should paste the foods from the edge of page 57 **on** the table (grapes, plate of food, pie, tomato). The toys should be pasted **off** the steps (duck, top, stuffed dog, sand pail). Prepositions are important words in understanding where things are or should be found. Does child understand and use prepositions correctly in speaking and in following directions day by day?

Where is it?


The bird is in the cage.




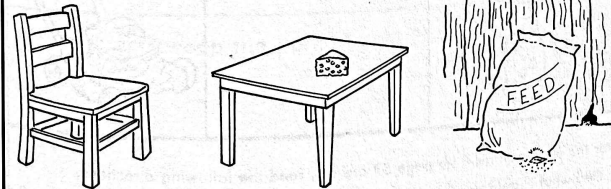
The dog is beside the fence.



The squirrel is near the tree.



Draw the  under the chair.



Child should listen as each sentence is read. Then in the first three boxes, he should point to (or underline and color) the picture that fits the sentence. In the last box, he should draw the mouse. Does he readily understand the prepositions? Have him give sentences that tell where for the other pictures in the first three boxes.

