

Learning Through History

Focus: The Beginning of History

Unit 1 - Day 1

Reading About History



Read about history in the following resource:

★ *History for Little Pilgrims* p. 1-3

Color and Complete: *History for Little Pilgrims Coloring Book* p. 1-2

Key Idea: History is the true story about God's plan for our world. It began when God created all things. God is in charge of history. It is "His Story". God has no beginning and no end. He has always been alive.

Rhymes in Motion



Do the rhyme "God's Creation" (see Appendix). Focus on the continent names and the body movements.

Key Idea: Practice leaping, galloping, hopping, and left/right coordination.

Science Discovery



Turn off the light. Tell students to be very quiet. Explain that there was only darkness and silence before God created the heavens and the earth. Pretend to be God's voice.

Say, *Let there be light*. Shine a flashlight beam around the room. Then, have students take turns shining the light on different objects. Help students describe the objects with words like numbers, colors, textures, shapes, and sizes. Last, discuss and describe things that are outside in nature or in space.

Text Connection: *The World God Made* p. 2

Key Idea: God created light and all of the different colors, textures, shapes, and sizes of things that we see. God created all things.

Bible Study



Scripture Card 1: Matthew 19:14

Say the memory verse above three times while the students listen. Next, say the verse in phrases. Stop after each phrase for the students to repeat it. Last, say the whole verse leaving off the last word or two for students to complete. Continue saying the verse, leaving off more words each time.

Music: *Hide 'Em in Your Heart V.1*
Track 1 "Let the Little Children Come"

Key Idea: You can follow the history of your family back to God's creation of Adam and Eve. God chose when you would be born. You are a part of history.

Picture the Past



Read aloud *The Things God Made* p. 1-7. Then, orally discuss questions 1-3 on the *Visual History Bookmark*.

Optional: Read the corresponding "Author's Note" on p. 34 for p. 2-7.

Learning the Basics

Focus: Language Arts and Math

Unit 1 - Day 1



Fine Motor Skills

Choose **one** of the thinking skills options. Guide students to complete the assigned page(s) listed below.

- ★ *Do It Carefully* p. 2
- ★ *Going On Eagerly* p. 2, optional p. 4

Key Idea: Use thinking skills and follow directions to color, cut, and paste.



Phonics Choices

Choose **one** phonics option below (see Appendix for pacing). Do the lesson.

- ★ *Learn to Read Activity Book*
- ★ *Real Phonics Book 1 & Book 2*
- ★ *The Reading Lesson*
- ★ *Reading Made Easy*
- ★ Your own phonics program

Key Idea: Use phonics to learn to read.



Language Arts

Prior to beginning the book, have students look at the cover of the book. Ask students to tell you some of the things they see on the cover. Read the title to the students. Ask students what hints the title gives about the book. Discuss some possible adventures or problems that Reddy Fox could have. Read the back cover summary to the students. Then, ask students if they can think of any more problems that Reddy might have. Read aloud the assigned chapter in the following book:

- ★ *The Adventures of Reddy Fox*
Chapter I: p. 1-4

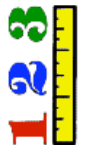
Key Idea: Granny Fox tricked Reddy Fox into running across the bridge. Reddy learned to overcome his fear.



Storytime

Read aloud the first 10 pages in *Danny the Workhorse*, counting pictures as pages. Say, *Tell about Pleasant Valley Farm. Find the pictures of Danny in today's pages. How would you describe Danny? What is his job?* In the *Pleasant Valley Farm Coloring Book*, have students color p. 1, 2, 3, or 5.

Key Idea: Find setting and character.



Math Exploration

Choose **one** math option listed below.

- ★ *Essential Kindergarten Math A/B*
or *Singapore Primary Math 1A/1B*
- ★ *Math with Confidence Grade K or 1*
- ★ *Apologia Math Level 1*
- ★ Your own program

Key Idea: Use a guided math program.

Learning Through History

Focus: The Beginning of History

Unit 1 - Day 2

Reading About History



Read about history in the following resource:

★ *History for Little Pilgrims* p. 4-5
(Read the first half of p. 5.)

Key Idea: History is made up of true stories about many important people and events. Jesus is the most important person in history.

Rhymes in Motion



Do the rhyme “*God’s Creation*” (see Appendix). Focus on the continent names and the body movements.

Key Idea: Practice leaping, galloping, hopping, and left/right coordination.

Bible Study



Scripture Card 1: Matthew 19:14

Say Matthew 19:14 three times while the students join in on the parts they know. Next, use a rolled up pair of socks or a beanbag as a “ball”. Use a laundry basket, large bowl, or box as a “hoop”. Have students shoot the ball into the hoop. After each score, have students recite the Bible verse.

Music: *Hide ‘Em in Your Heart V.1*
Track 1 “*Let the Little Children Come*”

Devotion: Read *The Magnificent Names of Jesus* p. 9-11.

Key Idea: Jesus loves us and wants us to know Him. Knowing Jesus’ names tells us who He is. His names are written down for us in the Bible.

Artistic Expression



Youngers: Have students tear **black** and **gray paper** into chunks. Then, glue them on **white paper** to make a collage.

Olders: Direct students to use a **black pen** or **pencil** to “walk” a line in large motions on **white paper**. Students use **black** and **gray markers** or **crayons** to color each section created by the lines. This creates the look of a collage.

All students: Draw the outline of a cross on **red** or **yellow paper**. Have students cut the cross out and glue it in the center of the collage.

Key Idea: Jesus is at the center of history. He was at the beginning with God, and He will return at the end.

Picture the Past



Read aloud *The Things God Made* p. 8-13. Orally discuss questions 4-6 on the *Visual History Bookmark*. **Optional:** “Author’s Note” p. 34-35 for p. 8-13

Learning the Basics

Focus: Language Arts and Math

Unit 1 - Day 2



Fine Motor Skills

Choose **one** of the handwriting options. Have the students complete the page(s) listed below.

- ★ *A Reason for Handwriting Book 'K'* p. 7-8; **or** *Book 'A'* p. 12-13 (Do a few of each letter for practice.)
- ★ *Getty & Dubay Italic Book 'A'* p. vii; **or** *Book 'B'* p. 1 (In either book, practice the first row of shapes.)
- ★ Your own handwriting program

Key Idea: Practice the correct formation of large and small letters.



Language Arts

Read aloud the assigned chapter in the following book:

- ★ *The Adventures of Reddy Fox*
Chapter II: p. 5-7

Guide students to retell the important events in the chapter by asking, *What happened in the beginning of the chapter we read today? What happened during the middle of the chapter we read today? What happened at the end of the chapter we read today?*

Key Idea: After Reddy Fox learned to run across the bridge, Granny Fox taught him a trick to use to get away from a hound.



Phonics Choices

Choose **one** phonics option below (see Appendix for pacing). Do the lesson.

- ★ *Learn to Read Activity Book*
- ★ *Real Phonics Book 1 & Book 2*
- ★ *The Reading Lesson*
- ★ *Reading Made Easy*
- ★ Your own phonics program

Key Idea: Use phonics to learn to read.



Storytime

Read aloud the next 10 pages in *Danny the Workhorse*, counting pictures as pages. Say, *How does Danny show that he hates to work? What is Missus Dora's solution? How might the cookies be part of her plan? Have students color p. 4, 6, or 8 in the Pleasant Valley Farm Coloring Book.*

Key Idea: Discuss Danny's problem.



Math Exploration

Choose **one** math option listed below.

- ★ *Essential Kindergarten Math A/B*
or *Singapore Primary Math 1A/1B*
- ★ *Math with Confidence Grade K or 1*
- ★ *Apologia Math Level 1*
- ★ Your own program

Key Idea: Use a guided math program.

Learning Through History

Focus: The Beginning of History

Unit 1 - Day 3

Reading About History



Read about history in the following resource:

★ *History for Little Pilgrims* p. 5-7
(Read the last half of p. 5.)

Key Idea: We record history in years. As the years pass, God uses all things in history to glorify Him. He directs the good things and the bad things according to His plan.

Rhymes in Motion



Do the rhyme “*God’s Creation*” (see Appendix). Focus on the continent names and the body movements.

Key Idea: Practice leaping, galloping, hopping, and left/right coordination.

Dramatic Play



Pretend to be the sun by holding a flashlight pointing up. Students pretend to be the Earth, slowly revolving around you in a circle. Each time students complete a full circle around the sun, stop and sing, “*Happy Birthday Dear Earth*”. For the second verse, sing, “*You are now one year old...*”. Continue adding 1 year as each trip is made around the sun. You may also choose to have students wave streamers, blow party horns, or shake shakers after singing each time.

Key Idea: One year passes each time the earth goes around the sun. We count years up to Christ’s birth as B.C. We count years after Christ’s birth as A.D.

Bible Study



Scripture Card 1: Matthew 19:14

Say the memory verse above three times with the students. Next, get a stuffed toy. The first person holding the toy says the first word of the verse. Pass the toy. The next person says the next word in the verse. Continue passing the toy until the entire verse has been recited. Prompt the students as needed.

Music: *Hide ‘Em in Your Heart V.1*
Track 1 “*Let the Little Children Come*”

Key Idea: As we grow older each year, we can learn more about God through His words in the Bible. Memorizing God’s words helps us glorify God.

Picture the Past



Read aloud *The Things God Made* p. 14-19. Then, orally discuss questions 7-10 on the *Visual History Bookmark*.

Optional: Read the “Author’s Note” p. 35 for p. 14-19.

Learning the Basics

Focus: Language Arts and Math

Unit 1 - Day 3



Fine Motor Skills

Choose **one** of the thinking skills options. Guide students to complete the assigned page(s) listed below.

- ★ *Do It Carefully* p. 3
- ★ *Going On Eagerly* p. 3, optional p. 5

Key Idea: Use thinking skills and follow directions to color, cut, and paste.



Phonics Choices

Choose **one** phonics option below (see Appendix for pacing). Do the lesson.

- ★ *Learn to Read Activity Book*
- ★ *Real Phonics Book 1 & Book 2*
- ★ *The Reading Lesson*
- ★ *Reading Made Easy*
- ★ Your own phonics program

Key Idea: Use phonics to learn to read.



Language Arts

Read aloud the assigned chapter in the following book:

- ★ *The Adventures of Reddy Fox*
Chapter III: p. 8-10

Read the first paragraph on p. 8 to help students guess what “boasting” means. Discuss the following questions with the students: *How did boasting get Reddy Fox into trouble? Why didn't the train trick work on Bowser the Hound? What did Reddy Fox learn in this chapter?*

Key Idea: Reddy Fox found out that Bowser the Hound already knew the train trick. Reddy's boasting got him into trouble. Granny Fox had to help Reddy get away from Bowser.



Storytime

Read aloud the next 10 pages in *Danny the Workhorse*, counting pictures as pages. Say, *Tell about Missus Dora's plan. Find a picture in today's pages that shows Danny's mood at first. Then, find a picture of Danny's mood later. What changed? Do you think the plan is working? Why?*

Key Idea: Compare Danny's moods.



Math Exploration

Choose **one** math option listed below.

- ★ *Essential Kindergarten Math A/B*
or *Singapore Primary Math 1A/1B*
- ★ *Math with Confidence Grade K* or *1*
- ★ *Apologia Math Level 1*
- ★ Your own program

Key Idea: Use a guided math program.

Learning Through History

Focus: The Beginning of History

Unit 1 - Day 4

Reading About History



Read about history in the following resource:

★ *History for Little Pilgrims* p. 8-9
(Read the first half of p. 9.)

Color: *History for Little Pilgrims Coloring Book* p. 3

Read the Bible story from **one** of the following resources:

★ *Family-Time Bible* p. 2-5

★ *101 Favorite Stories...* p. 10-11

★ Your own Bible: Genesis 1:1-24

Key Idea: God created the land, water, and heavens for His glory.

Rhymes in Motion



Do the rhyme “*God’s Creation*” (see Appendix). Focus on the continent names and the body movements.

Key Idea: Practice leaping, galloping, hopping, and left/right coordination.

Bible Study



Scripture Card 1: Matthew 19:14

Say the memory verse above three times with the students. Next, get one ball that bounces for each pair of students. Have pairs of students stand several feet apart and face each other. Tell the students to bounce pass the ball to their partners. After each successful catch, have the partners recite the Bible verse.

Music: *Hide ‘Em in Your Heart V.1*
Track 1 “*Let the Little Children Come*”

Key Idea: God created us to glorify Him with our lives. We can know Him better by reading and learning what He says in the Bible.

Science Discovery



Give each student one brown and one blue piece of paper to represent land and water. Tell students to place the papers side by side on the floor. Call out names of land animals and water animals (i.e. lion, bear, eagle, fish, duck, dolphin, cow, ostrich, whale, octopus, elephant, and zebra). Ask students to stand on the brown paper for land animals and the blue paper for water animals. Have students stomp for each land animal and swim for each water animal.

Text Connection: *The World God Made* p. 11-12, 44, and 56

Key Idea: God created all the plants and animals. They must obey Him.

Picture the Past



Read aloud *The Things God Made* p. 20-27. Then, orally discuss questions 11-15 on the *Visual History Bookmark*. **Optional:** Read the “Author’s Note” p. 35 for p. 20-27.

Learning the Basics

Focus: Language Arts and Math

Unit 1 - Day 4



Fine Motor Skills

Choose **one** of the handwriting options. Have the students complete the page(s) listed below.

- ★ *A Reason for Handwriting Book 'K'* p. 9-10; **or** *Book 'A'* p. 14-15 (Do a few of each letter for practice.)
- ★ *Getty & Dubay Italic Book 'A'* p. vii; **or** *Book 'B'* p. 1 (In either book, practice the 2nd row of shapes.)
- ★ Your own handwriting program

Key Idea: Practice the correct formation of large and small letters.



Phonics Choices

Choose **one** phonics option below (see Appendix for pacing). Do the lesson.

- ★ *Learn to Read Activity Book*
- ★ *Real Phonics Book 1 & Book 2*
- ★ *The Reading Lesson*
- ★ *Reading Made Easy*
- ★ Your own phonics program

Key Idea: Use phonics to learn to read.



Language Arts

Read aloud the assigned chapter in the following book:

- ★ *The Adventures of Reddy Fox*
Chapter IV: p. 11-13

Ask students to dictate a note for you to write to Reddy Fox. Prompt students to warn Reddy about being too bold. Leave space at the bottom of the note for students to write their names. Draw blanks for each letter in the students' names as a guide. Students may draw Reddy on the front of the note.

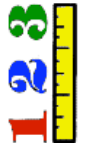
Key Idea: Reddy Fox took Farmer Brown's pet chicken to show off. Reddy has gotten too bold.



Storytime

Read aloud the last 6 pages in *Danny the Workhorse*, counting pictures as pages. Say, *By the end of his vacation, how did Danny feel? Why? What lesson do you think Danny learned? What reward did Danny love best?* Have students color p. 7, 9, or 10 in the *Pleasant Valley Farm Coloring Book*.

Key Idea: Explore the story's theme.



Math Exploration

Choose **one** math option listed below.

- ★ *Essential Kindergarten Math A/B*
or *Singapore Primary Math 1A/1B*
- ★ *Math with Confidence Grade K* or *1*
- ★ *Apologia Math Level 1*
- ★ Your own program

Key Idea: Use a guided math program.

Learning Through History

Focus: The Beginning of History

Unit 1 - Day 5

Reading About History



Read about history in the following resource:

★ *History for Little Pilgrims* p. 9-10
(Read the first half of p. 10.)

Color: *History for Little Pilgrims Coloring Book* p. 4, 5, or 6

Read the Bible story from **one** of the following resources:

★ *Family-Time Bible* p. 6-7

★ *101 Favorite Stories...* p. 12-13

★ Your own Bible: Genesis 2:1-9, 18-24

Key Idea: God made man like Himself. God created man with a spirit.

Rhymes in Motion



Do the rhyme “*God’s Creation*” (see Appendix). Focus on the continent names and the body movements.

Key Idea: Practice leaping, galloping, hopping, and left/right coordination.

Bible Study



Scripture Card 1: Matthew 19:14

Discuss the meaning of Matthew 19:14. Have students neatly color the black and white parts of Scripture Card 1. Ask students to share this verse with someone special by saying it to a family member, reciting it to a stuffed animal, saying it to someone by telephone, or recording it to play for someone.

Music: *Hide ‘Em in Your Heart V.1* Track 1 “*Let the Little Children Come*”

Devotion: Read *The Magnificent Names of Jesus* p. 60-63.

Key Idea: God made Adam from the dust. God made each part of you the way He planned. He loved you so much, He chose Jesus to save you.

Thinking Games



Give directions for students to follow by saying, *Adam says...* (i.e. swing like a monkey, slither like a snake, stomp like an elephant, hop like a kangaroo, waddle like a duck, crawl like a spider, gallop like a pony, flutter like a butterfly, fly like an eagle, and swim like a fish). When you want the students to stop following the direction, say, *God says, “Do not eat from the tree of good and evil.”*

Text Connection: *The World God Made* p. 65-66

Key Idea: God created man to care for the animals and the garden. God told Adam and Eve not to eat from one tree in the garden.

Picture the Past



Read aloud *The Things God Made* p. 28-33. Then, complete the “Picture Hunt” Activity found on the back of the *Visual History Bookmark*. **Optional:** “Author’s Note” p. 36 for p. 28-31

Learning the Basics

Focus: Language Arts and Math

Unit 1 - Day 5



Fine Motor Skills

Choose **one** of the thinking skills options. Guide students to complete the assigned page(s) listed below.

- ★ *Do It Carefully* p. 4
- ★ *Going On Eagerly* p. 6

Key Idea: Use thinking skills and follow directions to color, cut, and paste.



Phonics Choices

Choose **one** phonics option below (see Appendix for pacing). Do the lesson.

- ★ *Learn to Read Activity Book*
- ★ *Real Phonics Book 1 & Book 2*
- ★ *The Reading Lesson*
- ★ *Reading Made Easy*
- ★ Your own phonics program

Key Idea: Use phonics to learn to read.



Language Arts

Read aloud the assigned chapter in the following book:

- ★ *The Adventures of Reddy Fox*
Chapter V: p. 14-17

Ask students, *Why isn't Reddy Fox worried about Bowser the Hound? Is Reddy Fox watching out for danger? Explain. What does Mistah Buzzard see up ahead of Reddy? How can you tell that Reddy Fox is going to get into trouble?*

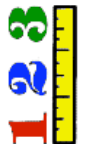
Key Idea: Reddy Fox has gotten careless. He stole Farmer Brown's pet chicken and isn't watching out for danger. Ol' Mistah Buzzard sees a gun pointing at Reddy.



Storytime

Reread *Danny the Workhorse* if desired. Then, read the opening "Note to Parents" and 2 Thessalonians 3:10. Ask, *What does the command in verse 10 show about how God views work? What should your attitude be as you work?* Have students color p. 11 in the *Pleasant Valley Farm Coloring Book*.

Key Idea: Apply Scripture to life.



Math Exploration

Choose **one** math option listed below.

- ★ *Essential Kindergarten Math A/B*
or *Singapore Primary Math 1A/1B*
- ★ *Math with Confidence Grade K or 1*
- ★ *Apologia Math Level 1*
- ★ Your own program

Key Idea: Use a guided math program.